



Community Gardens Australia

Annual

Report

2025

Supporting, networking, educating and growing community gardens around Australia.



COMMUNITY
GARDENS
AUSTRALIA





Table of Contents

Chair's report	3
Board of Directors	4
2025 Survey Results	5
Membership Report	6
Financial report	8
Volunteer Hall of Fame	12

Chair's Report

CGA continues to grow and thrive and 2025 progresses this trend with more partnerships, more people and more funding helping us deliver on our mission.

We've successfully delivered events in each state, partnered with Blue Light Victoria to assist with delivery of their CoRE youth program, delivered tailored workshops and consultancies to a number of local councils, built a new website and are nearly ready to deliver our new community garden leadership program.

We are pleased to welcome our new Treasurer, Mohamed Elmasri to the team as well as directors Kylie Higgins and Sue Bradley who came on board at the start of the year. And we are actively recruiting for a new Chair as it's time for me to hand over the reins after six years in the role. I intend to remain very active with CGA but will be stepping aside into a purely operational role under the direction of the board.

We are also proud of the way our membership base continues to engage with and support our work. While numbers have fluctuated over the past year, we remain focused on bringing community gardens back into the fold and ensuring that all members—gardens and individuals alike—feel connected to the broader national network. State gatherings, regular newsletters, and new online offerings will help to strengthen these connections and create more opportunities for members to learn from each other and from our partners.

Looking ahead, CGA is committed to deepening our impact through stronger advocacy, greater visibility, and more resources for community gardens across Australia. With a refreshed leadership team, exciting new programs ready to launch, and continued support from our members and partners, we are confident the year ahead will build on the solid foundations of the past. Together, we are shaping a vibrant, resilient future for community gardening nationally.



Naomi Lacey

Chair

Board of Directors

Directors are required to attend 80% of meetings and are required to contribute to the organisation in the form of donations, fundraising, grants, equipment, in-kind donations or other suitable funding.

Chair

Naomi Lacey



Directors

Sharlene Cohen



Secretary

Janet Aitchison



Sue Bradley



Treasurer

Mohamed Elmasri



Kylie Higgins



Membership Secretary

Jane Mowbray



Resigned Directors

Sajai Samuel - Treasurer

Jo Dean



2024 Survey Results

The 2024 survey gathered 249 responses from community gardens in Australia, nine more than received in 2023. Of these, 216 responses were from unique gardens.



The survey results indicate that there is a vibrant and active community gardening community in the country. In total, volunteers spend more than 339,000 hours a year working in their gardens, about 10% more than reported last year.

MORE PEOPLE THAN EVER ARE VISITING COMMUNITY GARDENS!


Respondents reported that 480,000 people visit community gardens each year, an increase of 165,000 on the visits reported in last year's survey. It also appears that more gardens are attracting larger numbers of visitors (both members and visitors). In 2023 only 2 gardens reported having more than 100 visitors a week but this year, 17 gardens reported having more than 100 visitors per week, with 9 of those reporting 200+ visitors a week.

Read the full report [here](#).


83.7% of respondents reported that their involvement in a community garden enhanced their skills and ability to grow food in their own home



85.6% of respondents agreed that their overall health and wellbeing have improved since joining their community garden



93% of respondents use mulch on their gardens



Membership

This year we've seen a small decline in membership numbers, reminding us how important it is to stay connected and keep community gardens at the heart of our network. Some gardens have slipped away, and we are working hard to bring them back into the fold.

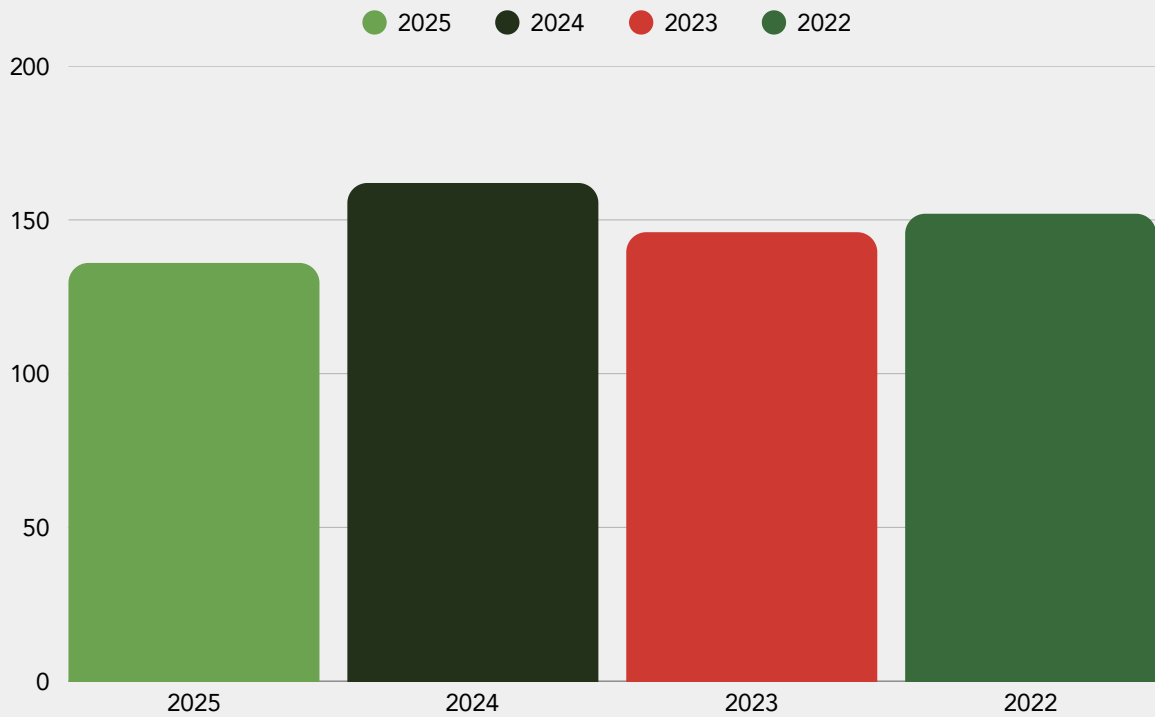
Community gardeners naturally have a strong local focus – growing food close to home, reducing footprints, and building neighbourhood connections – and CGA is committed to extending that same spirit of belonging across the country. We want every community garden to see itself as part of the bigger national picture.

The CGA Board is focusing on ways to help gardens and individuals understand our mission, and we are re-energising efforts to encourage renewed memberships and stronger participation in the year ahead. You'll see more state and territory gatherings, webinars, newsletters and educational opportunities coming your way.

If your garden isn't currently a member, please consider joining or re-joining. Your support not only strengthens our collective voice in advocating for resources and funding but also helps us keep building the national community garden movement. Plus, members enjoy valuable discounts through our partners and reduced rates at events – so now is a great time to be part of CGA again!

Membership cont.

Membership numbers



Current Members

136



Financial Report

General

Our Financial Year runs from 1 July 2024 to 30 June 2025. Due to our small size, we are not required to produce Audited Financials. We are a company limited by guarantee and report to the Australian Securities and Investments Commission (ASIC) and the Australian Charities and Not-for-profits Commission (ACNC).

About this year

Our total income for the year was \$102,118.10. The main drivers were funds from grants, donations and events. Any undisbursed grant monies will be acquitted in the following financial year.

Our total profit for the year was \$9,598.08

Balance Sheet

Our balance sheet assets are \$43,238.10. The net cash available to CGA at end of 30 June 2024 is \$19,873.70.

Other assets/Liabilities

As at 30 June 2025, there are no material assets or liabilities.



Sajai Samuel
Treasurer

Balance sheet report

Cash mode

30 Jun 2025

	Total
1-0000 Assets	
1-1000 Current Assets	
1-1100 Bank Accounts	
1-1110 Business Bank Account #1	37,981.31
1-1112 Spare Account - Bendigo Bank	815.35
1-1162 PayPal Account	4,441.44
Total Bank Accounts	43,238.10
Total Current Assets	43,238.10
Total Assets	43,238.10
2-0000 Liabilities	
2-0010 Current Liabilities	
2-1140 Accounts Payable	(1,100.00)
2-1211 GST Liabilities	
2-1212 GST Balance	(1,177.41)
Total GST Liabilities	(1,177.41)
2-1555 Deferred Grant Income	25,641.81
Total Current Liabilities	23,364.40
Total Liabilities	23,364.40
Net Assets	19,873.70
3-0000 Equity	
3-9000 Current Year Earnings	10,698.05
3-9999 Historical Balancing	9,175.65
Total Equity	19,873.70

Profit and loss report

Cash mode

01 Jul 2024 - 30 Jun 2025

	Total
4-0000 Income	
4-1235 Membership Fees	4,276.39
4-1300 Professional Service Fees	3,136.36
4-1400 Sales	13,062.17
4-1451 Event sponsorship	11,330.46
4-1452 Grant income (Restricted)	2,810.00
4-1453 NFF Grant (Restricted)	24,800.00
4-1454 GCCC Grant (Restricted)	4,750.00
4-1455 WA Grant (Restricted)	11,602.72
4-1458 Donations	26,350.00
Total Income	102,118.10
Gross Profit	102,118.10
6-0000 Expenses	
6-1110 Accounting & Bookkeeping	239.21
6-1120 Advertising & Marketing	5,763.04
6-1160 Bank Fees	59.32
6-1210 Event Coordination Fees	14,700.00
6-1420 Donations Paid	800.00
6-1450 Filing Fees	257.95
6-1470 Freight, Courier & Postage	83.72
6-1540 Insurance Expenses	
6-1550 Insurance	248.45
Total Insurance Expenses	248.45
6-4280 Printing & Stationery	1,201.68
6-4440 Subscriptions & Memberships	1,458.30
6-4450 Sundry Expenses	157.66
6-4490 Travel & Accommodation	13,051.94
6-4534 External Contractor	20,606.41
6-4536 Catering	10,842.75
6-4537 Equipment Hire	1,801.10
6-4538 Volunteer Expenses	319.76
6-4539 Venue Hire	3,326.82
6-4540 Website & IT Expenses	13,062.23
6-4541 Professional Development	793.20
6-4542 Program Development Fee	3,750.00
Total Expenses	92,523.54
Operating Profit	9,594.56
8-0000 Other Income	
8-1000 Interest Received	4.49
Total Other Income	4.49
9-0000 Other Expenses	


	Total
9-1000 Interest Expense	0.99
Total Other Expenses	0.99
Net Profit	9,598.06


Volunteer Hall of Fame

Our volunteers are the beating heart of CGA. We couldn't do what we do without them. Thank you all for your time and energy this year! We truly appreciate your efforts.

Costa Georgiadis (Ambassador)
Emma Daniell (NSW Coordinator)
Fiona Campbell (Website Coordinator)
Adnan Selimanovic (Website Coordinator)
Kiani Mannon-Bakaj (WA Coordinator)
Gavin Hardy (QLD Coordinator)
Hannah Moloney (Ambassador)
Helen Reynolds (Local Area Coordinator)
Jo Dean (TAS Coordinator)
Lorna Martin (VIC Coordinator)
Kim Gillam (VIC Coordinator)
Nasreen Richani (SA Coordinator)
Paul Hammond (Website Maintenance)
Roz Anstee (Social Media Manager)
Russ Grayson (Media Advisor)

Amy Warne
Kath Moller
Anthony Ridolfo
Peg Davies
Chelsea McNab
Shaun Warden
Fiona Blackham
John McBain
Damian Lacey
Paul Robinson
Denise Lacey
Christina Robinson
Sonia McClelland
Lyn Berends
Colin McClelland
Maree Delia
Veronica Cam
Lyn Mitchard
Anne Brown





Thank You